

Designing Storage Box at Grand Mosque of Bandung Based on Visual Aspect

Hanif Aditya Noor Ariyanto

Dandi Yunidar, S.Sn., M.Ds. - Edwin Buyung Syarif, S.T., M.Sn.

Department of Product Design, Faculty of Creative Industries

Telkom University, Bandung

Email: hanif.aditnoor@gmail.com

dandiyunidar@telkomuniversity.ac.id - edwinbuyungsyarif@gmail.com

Keyword: Storage Box, Grand Mosque of Bandung, Visual Aspect

Abstract

Grand Mosque of Bandung is a province mosque that located in Bandung, West Java. Since it has a status as province mosque, it provides with a lot of facilities such as deposit counter. Based on the existing product-analysis, site-observation, and interviewing the visitor, i found out there is several problems that need to be done-need for solution. As a product designer, i believe there is always a possibility to solve the problem in some creative way. Hope it could be the problem solver at Grand Mosque of Bandung.

1. Introduction

Grand Mosque of Bandung (called as GMB) is a grand mosque that located in Bandung, capital city of West Java province. Since it has a status as a province-level-mosque, it has a function beyond the regular mosque which is became the central of moslem civilization is West Java province. There is a lot of activity in GMB such as daily praying, mass-recitation, eid-praying, charity, and another activity based on the Alquran & Hadith.

Based on the location, GMB located in the heart of Bandung city nearby alun-alun Bandung, Asia-Afrika Street, Merdeka building, Asia-Africa Conference museum, Braga street, also shopping & office complex. Since it located in one of the most strategic area in Bandung, yet contains the historical

value, it triggered me, as a writer, to get to know more about GMB.

According to the writer's observation, there is a lot of facilities inside GMB such as: bathroom, ablution area, library, main prayer area, and deposit counter. The writer found that there is something that could be the distraction during praying in GMB: there is a lot of people who put their belongings on the praying mat, for some people maybe is not a big deal, but do you realize that your belongings might be getting robbed while you praying? In another hand there is a possibility that your cellphone's notification could be a distraction, either for you or the others.

In order to found out what makes the problems appeared, the writer try to do some interview with the user. The writer found out that most of the user are afraid of their belongings being accidentally

exchanged with the other’s if they put it on the existing deposit counter, and they said there is no trusted-securely space to keep their phone away during their pray. That is why they keep it on their side during pray just to make sure everything is fine at the time.

Based on the data that mentioned before, the writer found out there’s a possibility to solve the problems inside GMB, and that’s why this research is get started.

2. Literature

2.1 Storage

According to The Dictionary of Cambridge University, storage is an object that used to keep another object for several time and could be return when needed.

In Indonesian Law, exactly in article number 1694 Kitab Undang-Undang Hukum Perdata about deposit counter said the deposit counter should guarantee that every object that placed on deposit/storage area need to be returned at the whole condition/as good as when it placed.

2.2 Grand Mosque

In 2008’s book named Tipologi Masjid by Departemen Agama Republik Indonesia, said word “masjid” came from Arabic language “sajada-yasjudu” that means ‘to bow yourself’ also on the other page said mosque is a special-designed building that functioned as a praying area.

In the other hand, especially in 2004’s Keputusan Menteri Agama (KMA) Number 394 that contains about mosque typology, said grand mosque is a mosque that located in the capital city of province that selected by departemen agama regional headquarter.

2.3 Grand Mosque of Bandung Profile

Based on the data that published on the internet, and clarified by the GMB authority, Grand Mosque of Bandung has a characteristic as explained on the table 2.1:

Table 2. 1 Grand Mosque of Bandung Characteristic

No	Klasifikasi	Keterangan
1	Type	Praying A

2	Religion	Islam
3	Address	JL. Dalem Kaum no.14, kelurahan Balonggede, Kecamatan Regol, Bandung, Jawa Barat.
4	Land area	23.448 m
5	Building area	8.575 m2
6	Dome	3
7	Tower	2
8	Tower height	91
9	Capacity	12.000 – 14.000
10	Surroundings	Alun-alun Bandung, Merdeka building, Asia-Africa conference museum, Savoy Hooman hotel, Grand Preanger hotel, Asia-Afirka street, Braga street, shopping & office complex.
11	Facility	Restroom, ablution area, deposit counter, library, meeting room, multifunction hall, main praying room,
12	First build	1812
13	Last renovated	2004
14	Architecture	Arabian

2.4 Visual Aspect

Visual is a concept that could be understand by human’s vision. Based on Bram Palgunadi’s book called Desain Produk 3, visual aspect contains:

1. Line
2. Shape
3. Shade
4. Texture
5. Color
6. Graphic

For further information about visual aspect you can read it on Bram Palgunadi’s book Desain Produk 3, and Mikke Susanto’s book Diksi Rupa for more explanation.

3. User Characteristic

In order to makes the product suitable for the user, the writer doing some research about user’s need, here is the result:

3.1 Consideration

To make it easier to know what's need to be noticed while designing a product, the writer makes some consideration that explained on table 3.1:

Table 3. 1 User Characteristic Consideration

No	User	Consideration
1	Various background	Daily prayer, international tourist, domestic tourist, salesman, traveler, homeless men.
2	Bringing wallet & cellular phone	Placed on the praying mat during pray.
3	Using hat	When it sunny weather
4	Using jacket	Motorcycle rider
5	Bringing tote-bag, backpack, or sling bag	Contains their personal belongings.
6	Clean	They keep their-self clean as it one of several requirements to pray.
7	Uncomfortable with the existing deposit counter	It makes a long queue during, and afraid of being accidentally exchange with the other's belongings.

3.2 Constrains

Based on the considerations that explained on table 3.1, the writer made several constrain that explained on the table 3.2:

Table 3. 2 User Characteristic Constrains

No	User	Constrains
1	Various background	Low operational cost, easy-to-understand shape, easy-to-understand graphics and information.
2	Bringing wallet & cellular phone	Able keep wallet and cellular phone securely. Featured with power outlet.
3	Using hat	Could be used to place it.
4	Using jacket	Could be used to place it.
5	Bringing tote-bag, backpack, or sling bag	Could be used to place it.

6	Clean	Easy to clean.
7	Uncomfortable with the existing deposit counter	Should not makes a long queue, should be separated from the other's belongings.

3.3 Product Description

Since there's a bunch of data about the consideration, and constrains, the writer made some product description that explained on the table 3.3:

Table 3. 3 User Characteristic Product Description

No	User	Product Description
1	Various background	There's no minimum operational cost, geometric shaped, yellow colored, bilingual product instruction.
2	Bringing wallet & cellular phone	Have a space to keep wallet & cellular phone, and featured with power socket to charging their cellular phone while they keep it inside..
3	Using hat	Featured with hook to keep it.
4	Using jacket	Have a spacious area to keep it.
5	Bringing tote-bag, backpack, or sling bag	Have a spacious area to keep it.
6	Clean	Glossy texture to make it easier to be cleaned.
7	Uncomfortable with the existing deposit counter	Self-service system.

4. Concept

4.1 Activity Flow Chart

To figure out how it will be interacted with user, the writer makes an activity flow chart. Look at the diagram 4.1 and diagram 4.2:

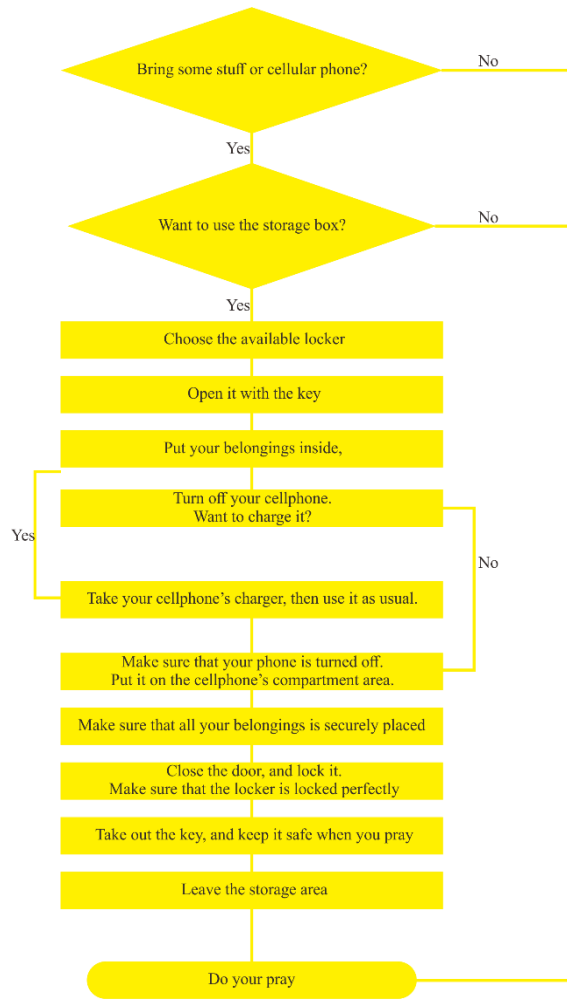


Diagram 4. 1 Activity Flow Chart 1

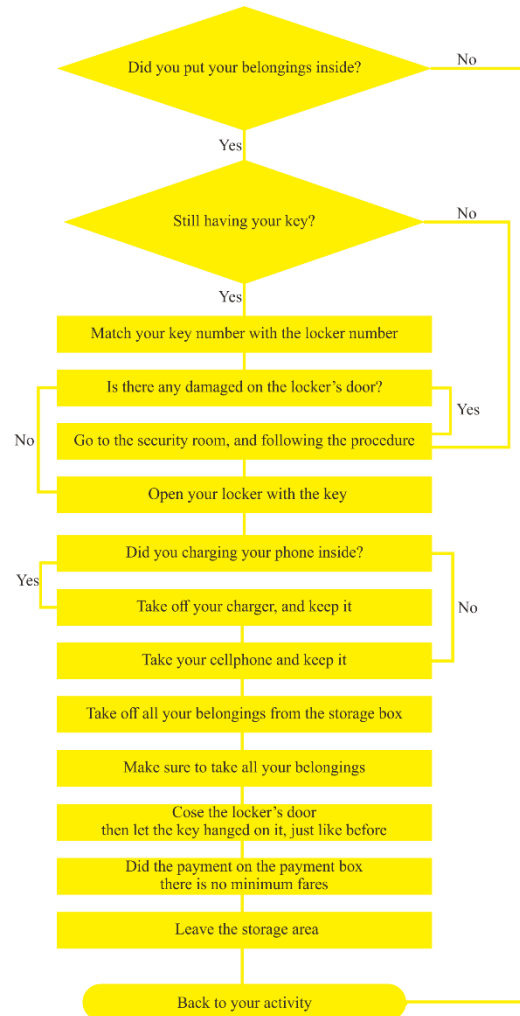


Diagram 4. 2 Activity Flow Chart 2













Diagram 4.1 is explaining the process how user keep their belongings, and diagram 4.2 is explaining the process how user take out their belongings.

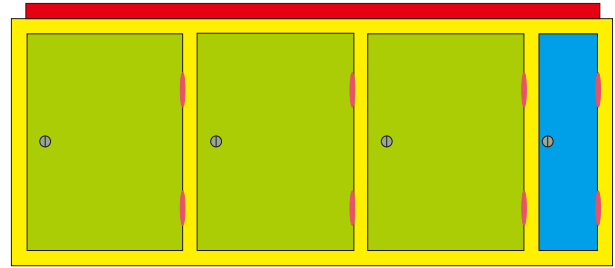
4.2 Spare Part

There's the spare part list that need to be applied on the product, it written on table 4.1:

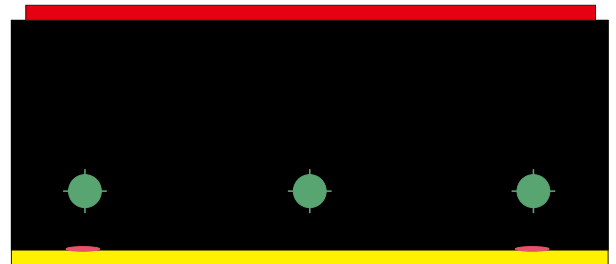
Table 4. 1 Spare Part List

No	Name	Amount	Icon
1	Key lock	4 set	
2	Payment box	1 Unit	
3	Storage Box	3 Unit	

4	Power socket	3 Unit	
5	Hanger / Hook	3 Unit	
6	Primary Compartment Area	3 Unit	
7	Secondary Compartment Area	3 Unit	
8	Cellular Phone Area	3 Unit	
9	Conjunction Box	3 Unit	
10	Vertical Wall / Separator	5 Unit	
11	Horizontal Wall / Separator	2 unit	
12	Frame	1 set	
13	Modular Locking / Stacking System	1 set	
14	Electricity Area	1 set	
15	Hinge	10 unit	




Picture 4. 1 Front Side Configuration



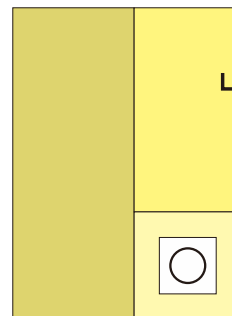
Picture 4. 2 Back Side Configuration



Picture 4. 3 Top Side Configuration



Picture 4. 4 Right Side Configuration



Picture 4. 5 Storage Box Interior Configuration

4.3 Configuration

This chapter will show you where is the spare part will be placed, you can see it on picture 4.1, 4.2, 4.3, 4.4, 4.5 for details.


4.4 Final Design



Picture 4. 6 Perspective 3D Rendered



Picture 4. 7 Front Side 3D Rendered



Picture 4. 8 Right Side 3D Rendered



Picture 4. 9 Storage Box Interior 3D Rendered

5. Reference

Pasal 1694 Kitab Undang-Undang Hukum Perdata tentang Penitipan Barang.

Keputusan Menteri Agama (KMA) Nomor 394 Tahun 2004 tentang Penetapan Status Masjid

Palgunadi, Bram. 2008. Desain Produk 3: Aspek-aspek Desain. Bandung: Penerbit ITB.

Darmaprawira W.A, Sulasmi. 2002. Warna: Teori dan Kreativitas Penggunaanya. Bandung: Penerbit ITB

Susanto, Mikke. 2002. Diksi Rupa. Yogyakarta: Kanisius

Departemen Agama. 2008. Tipologi Masjid. Jakarta.

Kartika, Dharsono Sony. 2017. Seni Rupa Modern. Bandung: Rekayasa Sains.

Wong, Wucius. 1986. Beberapa Asas Merancang Dwimatra. Bandung: Penerbit ITB.

Sachari, Agus. 2005. Pengantar Metodologi Penelitian Budaya Rupa. Jakarta: Erlangga.