

COST OPTIMIZATION ON ENERGY CONSUMPTION OF PUNCHING MACHINE BASED ON GREEN MANUFACTURING METHOD AT PT BUANA INTAN GEMILANG

¹Ayudia Prillia, ²Haris Rachmat, ³Tatang Mulyana

^{1,2,3}Program Studi Teknik Industri, Fakultas Teknik Industri, Telkom University

¹ayudiaprillia@gmail.com, ²haris.bdg23@gmail.com ³tatangmulyana@telkomuniversity.ac.id

Abstract

PT Buana Intan Gemilang is a company engaged in textile industry. The punching machine is a machine that produces pattern cards that control the patterns of the fabric process. The engine still works manually so it takes a long production time and increases waste in the cost of electrical energy. PT Buana Intan Gemilang, can implement a green manufacturing method on punching machine, thus the company can reduce energy consumption. The first process to do is to identify the color by classifying the company into the black, brown, gray or green color categories using questionnaire. The next process is prepare your brush or the improvement area to be optimized and analyzed. Improvement plan at this stage that is focusing on energy area and technology. In the next stage of paint it green, this process applies green by modifying the technology through implementing automation system on the punching machine so that there is an increase of green level on the process machine. After applying the green manufacturing method and implementation automation system on the punching machine can optimize the use of energy consumption, cost to use of electrical energy consumption to produce jacquard card on an automated punching machine can save cost Rp 1.068.159/day.

Keywords : Green Manufacturing, Cost, Punching Machine, Automation System

1. Introduction

In this era with the development of technology and increasing in population, energy as one of resources that will always be needed for the whole societies especially electrical energy. With the rapid development of technology, information, and industrial, there are problems for energy limitations. Fossil energy resources continuously vanished as it is a producer of electrical energy and fuel oil, it is necessary to find ways in order to save electric energy use and fuel oil so it would not wasting energy. From the data of national electricity power sales, the industrial sector is the largest user of electric energy. The use of technology in the industry will be continuously developed because the industry has to fulfill the customer's needs, so the industry will need more energy for supply process. Studies of energy efficiency in machining process have been carried out from many aspects. According to the research levels and techniques used in energy-reducing strategies, these efforts can be classified into three groups: approaches by improving functions of machine tools or selecting alternative machine tools for specific tasks; approaches by optimizing machining conditions like cutting parameters, cutter's material, etc and approaches by reconfiguring machining systems. Improvement plan in terms will focus about consumption electricity energy in punching machine (Yingjie, 2014). Implementation along with technology modifications automation so will generate efficiency cost savings. Green manufacturing is a sustainable approach to the design and engineering activities involved in product development and/or system operation to minimize environmental impact (Deif, 2011). The method of Green Manufacturing can efficiently be used by technology and save energy consumption on the industry. Implementation along with technology modifications automation so will generate efficiency cost savings. Automation technology is widely used for controlling the production process or the process of working punching machine and monitoring consumption energy. The use of designing automation technologies applied by the company to facilitate, make easier for users, and also important because the system automation can reduce the impact of human error.

2. Literature Review

2.1 Punching Machine Process

A punching mechanism is designed to cut a hole in some material such as paper, metal, or as in IBM machines, card stock. The original loom was first called a "treadle loom", later as "pattern loom" and finally a "draw loom". Now, Jacquard machine has developed into an electronic form with computer controlling, and Net communication is widely used in jacquard weaving sheds. Meanwhile, the number of hooks used in the electronic Jacquard machine has increased to 20,000 (Weinsdorfer, 2004) with the patterning scope increased substantially too (NG, 2006). Punching process is designed to cut a hole in some material such as paper, metal, or card stock. There are three basic elements of punching device, a punch, a die, and a stripper. The punch is the piece which is driven through the card and cuts the hole. The die serves as a base, supports

the card while it is being cut. The stripper serves as a guide for the punch and as a means of stripping the card from the punch after the latter has cut the card.

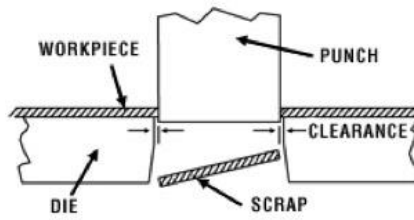


Figure 1 Punching Machine Process

2.2 Green manufacturing Method

Green manufacturing is a method for manufacturing that minimizes waste and pollution. These goals are often achieved through product and process design. (Foster, 2003). Green manufacturing should be viewed as an opportunity to expand the local and global market share in this dynamic environment. A deeper understanding of green manufacturing strategies and techniques will enable manufacturers to realize that unlike other competing manufacturing strategies (like cost and time), being green positively impact all other manufacturing competitive edges. For example reducing material wastes and energy consumption will reduce production cost and improve production time. Going green in manufacturing will also improve the quality of the production process which will in turn impact product quality and also will be more appealing to the growing number of customers looking for green manufacturers and products.



Figure 2 Manufacturing strategies (Deif, 2011)

Green manufacturing is a sustainable approach to the design and engineering activities involved in product development and/or system operation to minimize environmental impact. system model architecture for the design and control of the green manufacturing systems. The architecture is composed of two modules; the first module describes the design and planning processes of the green manufacturing systems and the second module describes the control process that controls the design and planning process at each level.

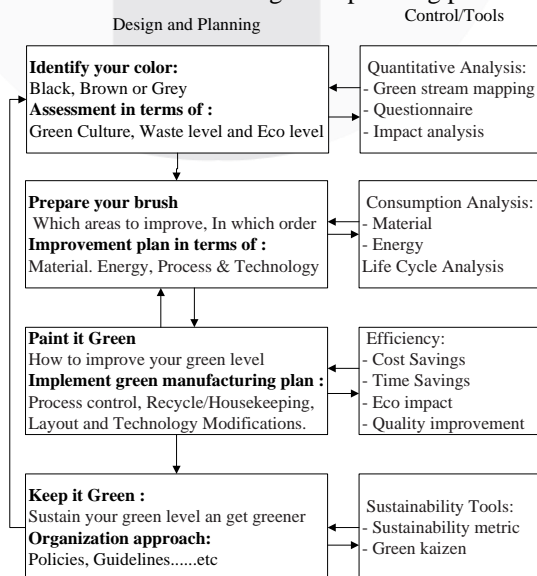


Figure 3 System model for green manufacturing (Deif, 2011)

3. Result

3.1 Description Punching Machine

The products of curtain and curtain fabric have various patterns that will make the motif more beautiful. To create some patterns that varies on the weaving machine required jacquard card so it can form the desired pattern. One type of fabric pattern is required to produce as many as 2500 pattern cards and for the pattern of curtains required the production of pattern cards as much as 600. The specification of jacquard cards have a width of 6,5 cm and length of 62,5 cm. The jacquard product consists of three parts that have its own hole patterns. Each part has a header with a big hole and 2 other holes on the next row. Below the header, there are 12 columns and 33 rows. Each hole of all parts has diameter of 0,45 while the big hole size on the header is 0,7. Jacquard Punching machine to produce jacquard card has several main components such as :

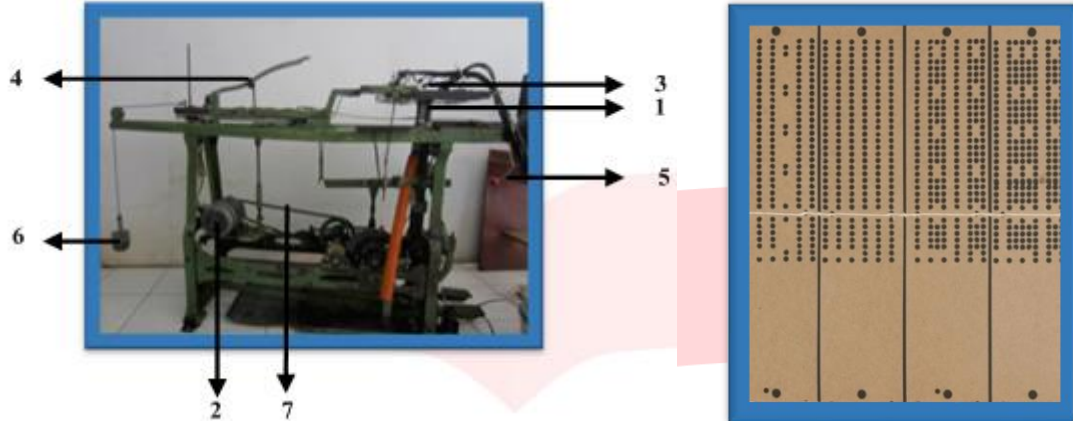


Figure 4 Jacquard Card & Punching Machine

- 1. Drill
- 2. AC Motor
- 3. 12 Solenoid
- 4. Upper Handle
- 5. Lower Handle
- 6. Pendulumdur
- 7. Belt

3.2 Green Manufacturing

1. Identify Color

To apply the method of green manufacturing in a company, the first step is to identify the color on the company and the results is not green. Quantitative analysis control tools is performed to measure the color of the company into the category of black, brown, gray, or green. If the results obtained by the company are green and still included in the black ,brown and gray then the green manufacturing method needs to be applied thus the improvement in getting the company reduces waste in the form of energy, material, process and technology. Thus it can be proceeded into the next stage.

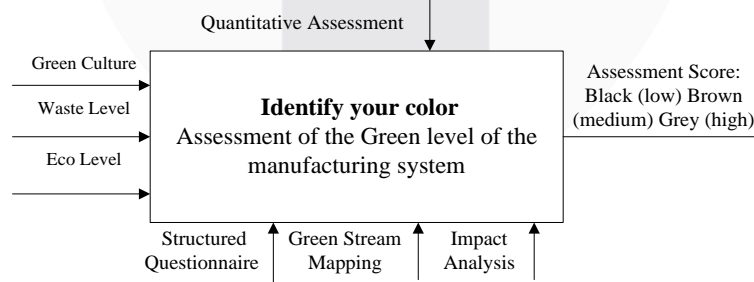


Figure 5 model for the assessment layer(Deif, 2011)

Some tools that can be used in identifying companies with quantitative analysis are green stream mapping, questionnaire, and impact analysis tools. The control tool used to identify corporate colors in this study is uses questionnaires distributed to operators who operate jacquard punching machines, in order to classify companies into certain category. These are examples of forms of questions classified as focus into the use of energy and materials :

1. Can the rest of production process result be used again to become raw materials?
2. Is there any technology that can generate its own electricity? Such as solar panels, water turbines or windmills?

Table 1 Results of Weighted Questionnaires

Rank	Object	Weight	Percentage
1	Material	2,13333	41%
2	Energy	3,125	59%
Total		5,25833	100%

Questionnaires were given to 5 operators of PT Buana Intan Gemilang. The result of filled questionnaires can be seen in appendix A and the questionnaire processing process can be seen in appendix B. After calculating recapitulation process based on questionnaires, the results obtained are percentage of materials as much as 41% and Energy of 59% in accordance to Table IV Results of Weighted Questionnaires. Based on the materials and energy percentage results, the company’s category included in the category of score brown (medium).

2. Prepare your brush

After identifying the color of the company with the brown result (medium) it is necessary to impelement green manufacturing method so that the increasing color becomes better and can reduce the waste in energy, material, process and technology. This stage of the plan is to determine the objects will be analyzed to eliminate waste and optimization occurs in terms of costs incurred by the company. From the results of questionnaires distribution of energy needs in the company process is very influential. Thus,in this process of the object plan will study about energy, in the form of electrical energy used by companies, especially in the punching machine with the change of energy consumption and technological improvement, it is expected that green manufacturing can be implemented.

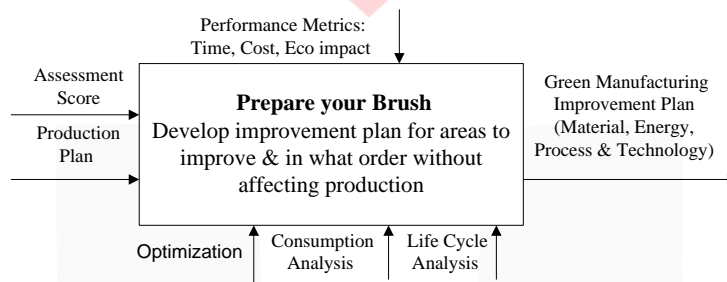


Figure 6 model for green improvement/implementation planning layer(Deif, 2011)

3. Paint it Green

In the previous process (prepared your brush) has been determined that the use of energy and technological improvement is an object plan that will be analyzed according to the punching machine process.

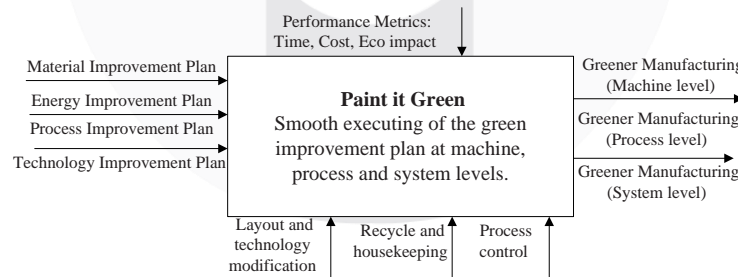


Figure 7 model for green manufacturing plan implementation layer(Deif, 2011)

The process that is done this time is paint it green if improvement plan on machine process punching machine has been done. With the modification of technology on the process machine by implementing the automation system is expected to reduce waste energy use and can perform optimization in terms of costs on the use of electrical energy. The following framework on the automation system punching machine can be seen in Fig 8.



Figure 8 Framework Automation System

3.3 Automation System

1. Image to Excel

This software used to convert pattern image .bmp became binary data. After the pattern image became binary data, a row of binary data on microsoft excel automated calculated to Hexadecimal, then Hexadecimal data will be upload at Wonderware InTouch so PLC script can running it.

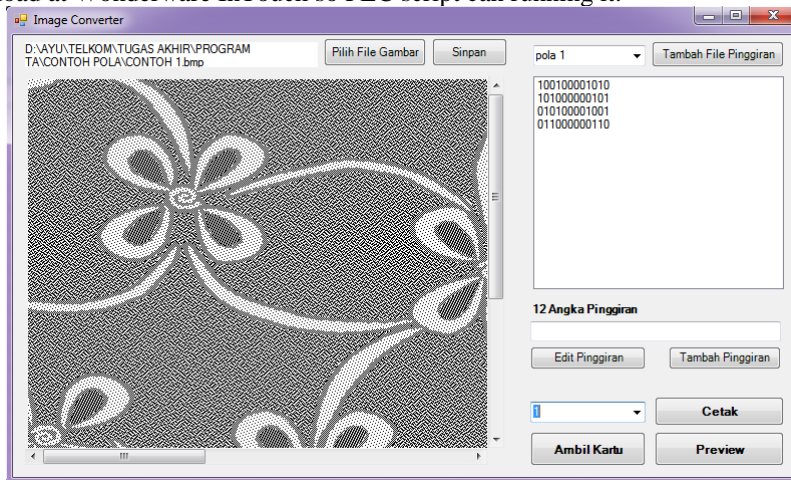


Figure 9 Microsoft Excel 2007 Image converter

2. Wonderware InTouch

1. Login window

The login page is the initial view when opening the HMI system. This login system is a security system provided only to workers who do have responsibility for operating a punching machine. On this page is required to fill the User ID and Password to be able to access other pages.



Figure 10 Log In window HMI

2. Main window

This window is a window that displays the result of hexadecimal number obtained from convert pattern in Microsoft Excel to be given to CX-Programmer. To create a whole pattern card there are 3 parts on the jacquard card. 1 part consists of 33 rows.

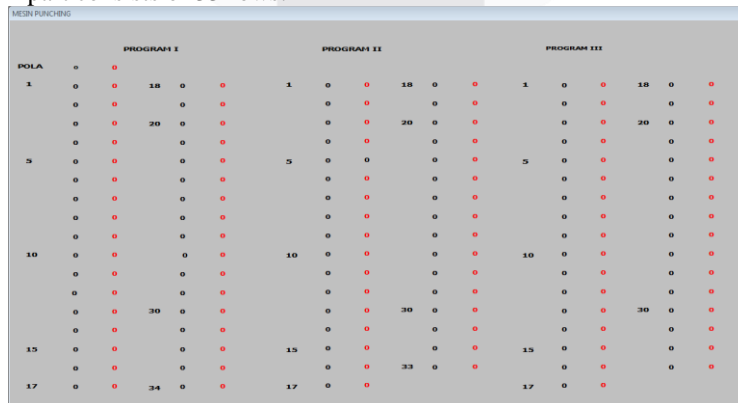


Figure 11 Main Window HMI

3. PLC Programming

1. Section General Process

a. Strating proces

This process to start the program as a whole. To enable the Start input and will be active if the 15s TM seconds timer, timer function to delay the process and provide a time delay when Wonderware InTouch uploads the hexa code input for CX-Programmer. Once the TMtimer is active and the start input is also active, then Runoutput will also be active.

b. Create header process

After the input Run active, then the process starts with the creation of the header on the jacquard card. The header on the first row that is marked with 2 holes 3 TICK and TICK 10 made by solenoid solenoid 3 and 10. To activate the output solenoid 3 and 10, the input of must be enabled. After the output is active then the next timer TM 001 will be active for 2 seconds to give time lag enable MAIN VALVE on the creation of a hole in the middle is a large header card.

c. Run Bagian 1

The next process this time is a ladder that will give an instruction to jaquard making process. A shift register is a function that activates internal relay. Internal relay is an input for each row which will activate the solenoid valve according to the hex rate of HMI. Run program part one is a program to create pattern on 33 first row on pattern card.

d. Spasi Bagian 1

After the program instructs to activate the solenoid, this script is to instruct the spacebar so that the next solenoid will create hole on the next row.

3. Bagian 1

This section is part of the MOV data transfer input process of the Wonderware InTouch hexadecimal, there are 35 steps or 35 rows in the jacquard card hole making section 1. There are input until STEP 35, Output MOV for STEP 1 ()This process of recording data from Hexadecimal code input from Wonderware InTouch.

4. Output Bagian 1

After the Hexadecimal code record process of the InTouch wonderware is stored according to the above process, then this process executes the solenoid which will create a hole in the jacquard card on the 1st part. There are 12 solenoid that will make a hole in the jacquard card.

5. Output PLC

This section is a solenoid command that moves according to the section. Existing internal relays that have been previously described. This script program will run solenoid valve 1 until selenoid valve 12. These solenoid valves are the output to move solenoid one to solenoid valve 12. Solenoid will move simultaneously while each executes the step or row based on input hexa number.

6. End

On any program CX-Programmer should end with an end script. The function of the end is to close the program that has been created in one program.

3.4 Calculating Energy Consumption

Energy consumption on AC Motor punching machine

Table 2 Data AC Motor

Name Motor	P(kW)	V(v)	I(A)		
Motorcycle pump ZD1200627	55	380	134,2		
Name Motor	Fasa	V(i-i)	if(A)	Cos φ	μ
Motorcycle pump ZD1200627	R	387	112	0,86	0,95
	S	385	118		
	T	385	113		

By calculating the load as the ratio between input power (measured by power analysis tool) and power value at 100% loading. For a three phase motor, the step is to determine the input power with the following equation

$$P_i = \frac{V \times I \times \text{Cos } \phi \times \sqrt{3}}{1000} \text{ kwh}$$

Pi = three phase power (kW)

V = current (V)

I = current (A)

$$P_i = \frac{385,67 \times 114 \times \text{Cos } 0,86 \times \sqrt{3}}{1000} \text{ kwh} = 49,7993$$

Determine the value of incoming power at full load.

$$Pr = \frac{P}{\eta_r} \text{ kwh}$$

Pr = incoming power at full load (kW)

P = power (kW)

η_r = efficiency is full load

$$Pr = \frac{75}{0,95} \text{ kwh} = 78,9474 \text{ kwh}$$

Then calculate the load in%

$$\text{Load} = \frac{P_i}{P_r} \times 100\%$$

Where:

Load = Output expressed in% nominal power value

$$\text{Load} = \frac{49,7993}{78,9474} \times 100\% = 63\%$$

After measuring the current and voltage, and calculating the power consumption of motor and then it can be calculated estimation of electrical energy consumption for each motor. It got enter power (Pi) and motor operation period every day is for 8 hours, then estimation of daily electrical energy consumption using equations.

$$W = P \times t$$

Where:

W = Changes in electrical energy (kWh)

P = power used (kW)

T = time interval (hr)

Motor Load = 75 kW x 63% = 47.3093

W = P x t

= 49.7993 x 7 hours

= 348,5950096 kWh Energy consumption for 1 business day

Reduction of processing time would increase production capacity so that the reduce consumption energy. The following is a calculation of consumption energy in one year :

Known :

- Working time per shift = 7 hours x 3600 = 25200 seconds
- Cost for energy electricity = Rp 1.035,78 Rp/kWh
- Energy (W) = 348,6 kWh
- Cost Energy per day = Rp 361.068

To get the costs incurred by the use of the machine punching can be calculated with the equation below, based on the energy use and energy costs listrik/kWh.

Cost Saving = kWh/tahun x Rp/kWh

Table 3 Data result energy consumption

Production Machine Punching Before In Automation		Production Machine Punching After In automation	
Total Card Pattern Required	7200	Total Card Pattern Required	7200
Production time to create	323	Production time to create	84
Time per day / second	25200	Time per day / second	25200
Production Results/day	76	Production Results/day	300
Total Days needed	95	Total Days needed	24
Total Energy required	33116,52591	Total Energy required	8366,28023
Total costs incurred	Rp34.301.435	Total costs incurred	Rp8.665.626

4. Conclusion

Based on the research that had been conducted by implementing design green manufacturing method and automation system design on the punching machine, it can conclude as follows:

1. Automation system on the punching machine using Image Converter Microsoft Office 2007, CX Programmer v9.1, PLC Omron CP1E, and Wonderware Intouch was implemented at punching machine
2. Automated system increased production jacquard card, it can produce 300 jacquard card in a day, previously it only produced 76 jacquard card in one day. To produce 12 patterns, energy consumption of automated punching machines is 8.366 kwh, previously spent 33.116 kwh. And the cost to use of electrical energy consumption on an automated punching machine can save cost Rp 1.068.159 / day

Some suggestions for future research are as follows:

1. To implement green manufacturing method that can be used in all production process.
2. Reducing waste based on green manufacturing method, not only focusing on energy, but can also improve on materials, processes and technology
3. Identify the use of electrical energy in the machine is not limited to the use of AC motors.

References :

- [1] Deif, A. M. (2011). A system model for green manufacturing. *Journal of Cleaner Productio* .
- [2] Dornfeld, D. A. (2013). *Green Manufacturing Fundamentals and Applications*. California : Springer.
- [3] Groover, M. P. (2001). *Otomasi, Sistem Produksi, dan Computer-Integrated Manufacturing*. New Jersey: Pearson.
- [4] Rachmat H (2015). *EMS-SCADA Design Of Ac Usage On A Building*: Proceeding 8th International Seminar on Industrial Engineering and Management. ISSN : 1978-774X
- [5] Fauzan, M. I. (2015). *Automation System Design for Stopper Valve Chamfering Process on Bench Lathe SD-32A Machine at PT. Dharma Precision Parts*. Bandung: Telkom University.
- [6] Agung, Raharjo, B (2014) Studi Analisis Konsumsi dan Penghematan Energi di PT. P.G. Kreet Baru I. Malang: Universitas Brawijaya
- [7] Shantia, K, (2014) Analisis Pemanfaatan Energi Listrik pada Mesin-mesin Produksi Divisi Pabrikasi Di PT INKA Madiun. Malang: Universitas Brawijaya